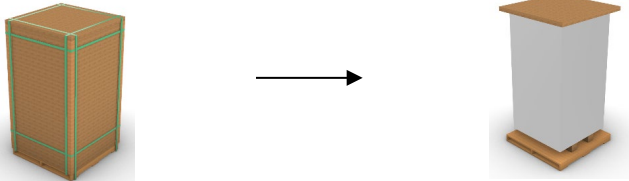
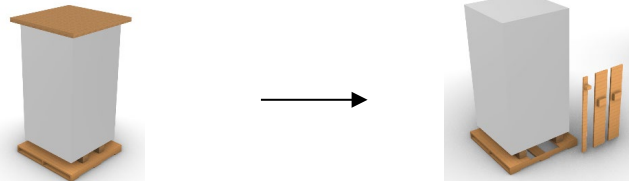
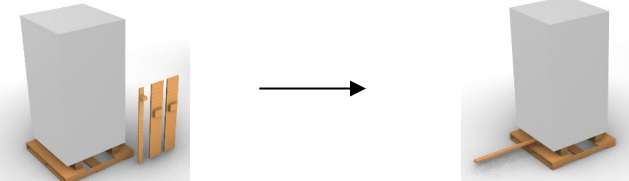
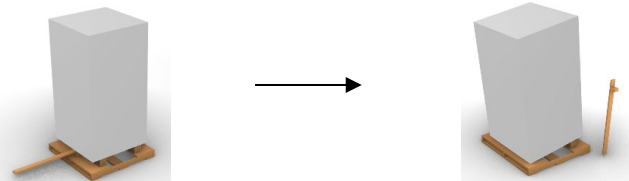
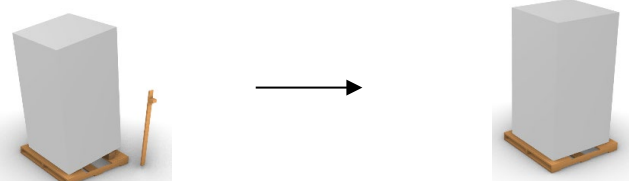
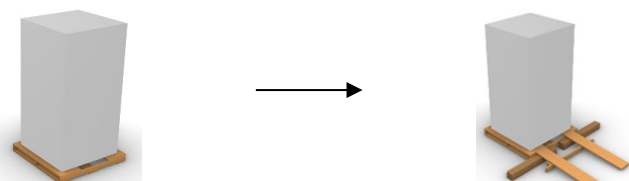
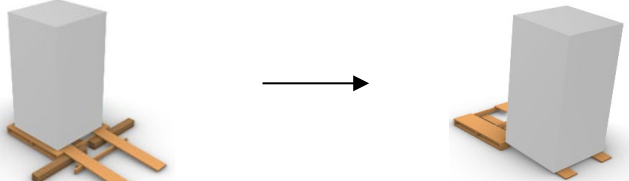


UNPACKING INSTRUCTIONS

SU780XLE & SU-LUFPR-2019A

RECOMMENDED TOOLS: Scissors

Step	Illustration	Instructions
1		Remove straps, corner boards, and all cardboard from sides of unit.
2		Remove top. Then remove wood lever and ramps from within pallet. Stow ramps somewhere accessible for step 6.
3		Use lever to prop-up unit.
4		While unit is propped, remove one corrugated cardboard buildup from underneath unit. Remove lever. Save the buildup for step 6.
5		Repeat steps 3 & 4 to remove the remaining corrugated cardboard buildup from underneath unit.
6		Set up ramps on side of pallet by lining up the brackets on the ramps with the notches on the pallet. Use both corrugated cardboard buildups and lever to add support to the ramps.
7		Carefully maneuver unit down the ramps using three to four people.